FEMALE END VIEW

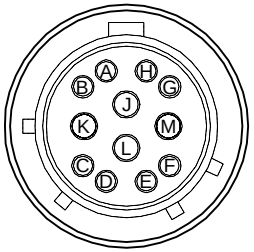

A = WHITE/ORANGE
B = ORANGE
C = WHITE/GREEN
D = GREEN
E = WHITE/BROWN
F = BROWN
G = WHITE/BLUE
H = BLUE
J = BLACK (16 AWG)
K = BLUE (16 AWG)
L = RED (16 AWG)
M = GREEN (16 AWG)

CONNECTOR
TYPE/STYLE – MS 3116M
SHELL SIZE – 14
INSERT ARRANGEMENT – 12S

MALE END VIEW

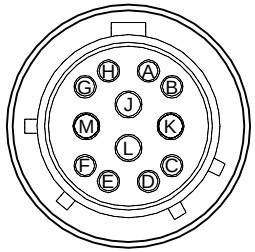

A = WHITE/ORANGE
B = ORANGE
C = WHITE/GREEN
D = GREEN
E = WHITE/BROWN
F = BROWN
G = WHITE/BLUE
H = BLUE
J = BLACK (16 AWG)
K = BLUE (16 AWG)
L = RED (16 AWG)
M = GREEN (16 AWG)

CONNECTOR
TYPE/STYLE – MS 3116M
SHELL SIZE – 14
INSERT ARRANGEMENT – 12P

SPECIFICATIONS

CONTACT CARRIER MATERIAL	NEOPRENE
MOLDED HEAD MATERIAL/COLOR	PVC/BLACK
CONTACT MATERIAL/PLATING	COPPER ALLOY/GOLD
COUPLING NUT MATERIAL/PLATING	ALUMINUM ALLOY/OLIVE DRAB CHROMATE
MOLD SLEEVE	ALUMINUM/BLACK ANODIZED
RATED CURRENT [A]	5.0 A (PINS J,K,L,M), 2.0 A (ALL OTHERS)
RATED VOLTAGE [V]	300 V
OUTER JACKET MATERIAL/COLOR	TPU/BLACK
CONDUCTOR INSULATION MATERIAL	PVC (16 AWG), POLYPROPYLENE (24 AWG).
NUMBER OF CONDUCTORS	8x24 AWG, 4x16 AWG
CONDUCTOR ARRANGEMENT	4x UNSHIELDED, TWISTED PAIRS (24 AWG), 4x16 AWG
TEMPERATURE RATING	−40°C to +80°C (−40°F to +176°F)
PROTECTION CLASS	MEETS NEMA 1,3,4,6P AND IEC IP67, IP68
CONNECTOR TYPE	MIL−DTL−26482

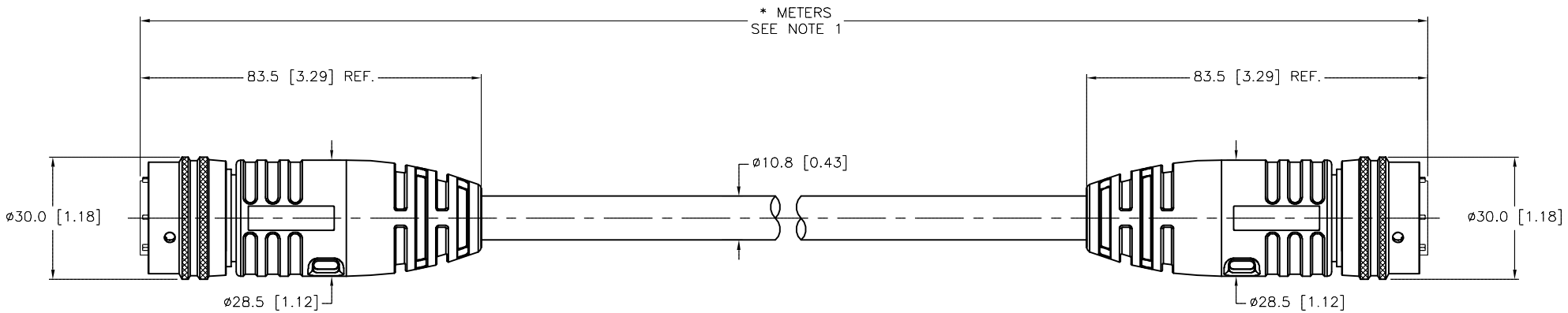

CABLE LENGTH	TOLERANCE *
ALL LENGTHS	+ 4% (OR 50mm) OF LENGTH − 0% (OR 0mm) OF LENGTH WHICHEVER IS GREATER
STRIP LENGTH	**TOLERANCE ***
0−7mm	±0.5mm
8−29mm	±1.0mm
30−49mm	±2.0mm
50−69mm	±3.0mm
70−100mm	±4.0mm
OVER 100mm	±5.0mm
* UNLESS OTHERWISE SPECIFIED	

NOTES:

1. "*" INDICATES CABLE LENGTH IN METERS. CONTACT TURCK TO ORDER SPECIFIC LENGTH.

SOURCE DRAWING - FOR REFERENCE ONLY

RELATED DOCUMENTS	3RD ANGLE PROJECTION	THIS DRAWING IS CONFIDENTIAL AND THE PROPERTY OF TURCK INC. USE OF THIS DOCUMENT WITHOUT WRITTEN PERMISSION IS PROHIBITED.	TURCK	3000 CAMPUS DRIVE MINNEAPOLIS, MN 55441 1−800−544−7769 (763) 553−7300 (763) 553−0708 fax www.turck.us
1. 2. 3. 4.				
MATERIAL: SEE SPECIFICATONS	ALL DIMENSIONS DISPLAYED ON THIS DRAWING ARE FOR REFERENCE ONLY CONTACT TURCK FOR MORE INFORMATION	DRFT: RDS APVD: C.K.	DATE: 06/09/15 SCALE: 1=1.5	DESCRIPTION: MS 3116M−14−12S−2096−*−14−12P
FINISH: SEE SPECIFICATONS		UNIT OF MEASUREMENT **MILLIMETER [INCH]** DO NOT SCALE THIS DRAWING		IDENTIFICATION NO.: REV E FILE: 777035588 SHEET 1 OF 1

REV	DESCRIPTION	BY	DATE	ECO NO.
E	UPDATE RATED CURRENT PER ECO	TR	09/30/19	75275